

**OFFICIAL ELECTION SUMMARY**

**of the**

**CONSOLIDATED GENERAL ELECTION**

**held on**

**NOVEMBER 7, 2006**

**in the**

**COUNTY OF MADERA, STATE OF CALIFORNIA**

**Certificate of the County Clerk-Recorder & Registrar of Voters  
to the Results of the Official Canvass of the Consolidated General Election**

**County of Madera  
State of California**

I, Rebecca Martinez, County Clerk-Recorder & Registrar of Voters of said County, do hereby certify that, in accordance with the provisions of Section 15300 of the California Elections Code, I did Canvass the returns of the votes cast in Madera County, at the Consolidated General Election held on November 7, 2006, which were submitted to the vote of the voters, and that the Official Election Summary to which this certificate is attached, shows the number of votes cast and that the totals shown are full, true and correct.



**WITNESS my hand and Official Seal, this 28<sup>th</sup> day of November, 2006.**

*Rebecca Martinez*  
\_\_\_\_\_  
**Rebecca Martinez, County Clerk-Recorder & Registrar of Voters**

**Official Canvass of Votes for Qualified Write-In Candidates  
November 7, 2006**

---

**GOVERNOR**

Donald "Dr. Don" Etkes	0
Vibert Green	0
James E. Harris	0
Robert C. Newman, II	9
Elisha Shapiro	0
Dealphria Chirstina Tarver	0

---

**US SENATE**

Jeffrey Mackler	0
Kent P. Mesplay	0
Lea Sherman	0
Connor Vlakancic	0

---

CONGRESSIONAL DISTRICT 1  
CONGRESSIONAL DISTRICT 6  
CONGRESSIONAL DISTRICT 10  
CONGRESSIONAL DISTRICT 17  
CONGRESSIONAL DISTRICT 23  
CONGRESSIONAL DISTRICT 24  
CONGRESSIONAL DISTRICT 29  
CONGRESSIONAL DISTRICT 34  
CONGRESSIONAL DISTRICT 41  
CONGRESSIONAL DISTRICT 49  
CONGRESSIONAL DISTRICT 51

Districts Not Applicable to Madera County

---

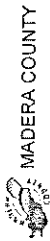
SENATE DISTRICT 34

District Not Applicable to Madera County

---

ASSEMBLY DISTRICT 1  
ASSEMBLY DISTRICT 7  
ASSEMBLY DISTRICT 76

Districts Not Applicable to Madera County



OFFICIAL RESULTS  
Cumulative Totals

Registration and Turnout  
Countywide

Complete Precincts: 105 of 105

Total Registered Voters	50,066
Precinct Registration	50,066
Precinct Ballots Cast	14,098 28.2%
Absentee Ballots Cast	16,697 33.3%
Total Ballots Cast	30,795 61.5%

Governor

Complete Precincts: 105 of 105

ARNOLD SCHWARZENEGGER	21,416 70.9%
PHIL ANGELIDES	7,473 24.8%
PETER MIGUEL CAMEJO	353 1.2%
ART OLIVIER	324 1.1%
EDWARD C. NOONAN	285 0.9%
JANICE JORDAN	253 0.8%
Write-in candidate(s)	83 0.3%

Lieutenant Governor

Complete Precincts: 105 of 105

TOM MCCLINTOCK	18,665 62.1%
JOHN GARAMENDI	9,988 33.2%
DONNA J. WARREN	550 1.8%
LYNETTE SHAW	464 1.5%
JIM KING	240 0.8%
STEWART A. ALEXANDER	135 0.4%
Write-in candidate(s)	21 0.1%

Secretary Of State

Complete Precincts: 105 of 105

BRUCE MCPHERSON	18,490 62.2%
DEBRA BOWEN	9,242 31.1%
GAIL K. LIGHTFOOT	606 2.0%
GLENN McMILLON, JR.	541 1.8%
FORREST HILL	502 1.7%
MARGIE AKIN	341 1.1%
Write-in candidate(s)	28 0.1%

Controller

Complete Precincts: 105 of 105

TONY STRICKLAND	16,498 55.9%
JOHN CHIANG	10,844 36.7%
ELIZABETH CERVANTES BARR	691 2.3%
LAURA WELLS	554 1.9%
DONNA TELLO	520 1.8%
WARREN MARK CAMPBELL	412 1.4%
Write-in candidate(s)	18 0.1%

Treasurer

Complete Precincts: 105 of 105

CLAUDE PARRISH	15,733 53.8%
BILL LOCKYER	11,299 38.6%
MARIAN SMITHSON	1,002 3.4%
MEHUL M. THAKKER	494 1.7%
E. JUSTIN NOONAN	399 1.4%
GERALD SANDERS	297 1.0%
Write-in candidate(s)	25 0.1%

Attorney General

Complete Precincts: 105 of 105

CHUCK POOCHIGIAN	19,035 64.2%
JERRY BROWN	9,199 31.0%
MICHAEL S. WYMAN	576 1.9%
KENNETH A. WEISSMAN	489 1.6%
JACK HARRISON	355 1.2%
Write-in candidate(s)	18 0.1%

Insurance Commissioner

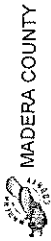
Complete Precincts: 105 of 105

STEVE POIZNER	19,121 64.6%
CRUZ M. BUSTAMANTE	7,622 25.7%
DALE F. OGDEN	959 3.2%
TOM CONDIT	806 2.7%
LARRY CAFIERO	607 2.1%
JAY EARL BURDEN	453 1.5%
Write-in candidate(s)	38 0.1%

Board Of Equalization  
2nd District

Complete Precincts: 105 of 105

BILL LEONARD	17,853 62.1%
TIM RABOY	9,150 31.8%
RICHARD R. PERRY	967 3.4%
WILLARD DEL MICHLIN	727 2.5%
Write-in candidate(s)	35 0.1%



OFFICIAL RESULTS  
Cumulative Totals

United States Senator	Complete Precincts:	105 of 105
RICHARD "DICK" MOUNTJOY	15,609	52.2%
DIANNE FEINSTEIN	12,658	42.3%
MARSHA FEINLAND	517	1.7%
MICHAEL S. METTI	453	1.5%
DON J. GRUNDMANN	352	1.2%
TODD CHRETIEN	274	0.9%
Write-in candidate(s)	28	0.1%

US Representative 18th District	Complete Precincts:	5 of 5
JOHN A. KANNO	229	59.3%
DENNIS A. CARDOZA	157	40.7%
Write-in candidate(s)	0	0.0%

US Representative 19th District	Complete Precincts:	99 of 99
GEORGE P. RADANOVICH	18,824	64.4%
TJ COX	10,373	35.5%
Write-in candidate(s)	35	0.1%

State Senator 12th District	Complete Precincts:	51 of 51
JEFF DENHAM	5,868	60.1%
WILEY NICKEL	3,868	39.7%
Write-in candidate(s)	19	0.2%

State Senator 14th District	Complete Precincts:	54 of 54
DAVE COGDILL	13,893	71.9%
WESLEY W. FIRCH	5,386	27.9%
Write-in candidate(s)	46	0.2%

Member of the Assembly 25th District	Complete Precincts:	57 of 57
TOM BERRYHILL	11,705	67.9%
JAMES LEX BUFFORD	4,986	28.9%
MICHAEL "MIKE" DELL'ORTO	532	3.1%
Write-in candidate(s)	16	0.1%

Member of the Assembly 29th District	Complete Precincts:	48 of 48
MIKE VILLINES	6,958	59.0%
BENJAMIN AVILA	4,223	35.8%
JOHN CROCKFORD	435	3.7%
JONATHAN ZWICKEL	164	1.4%
Write-in candidate(s)	21	0.2%

Associate Justice of the Supreme Court	Complete Precincts:	105 of 105
JOYCE L. KENNARD Yes	15,119	69.0%
JOYCE L. KENNARD No	6,787	31.0%

Associate Justice of the Supreme Court	Complete Precincts:	105 of 105
CAROL A. CORRIGAN Yes	14,807	68.4%
CAROL A. CORRIGAN No	6,838	31.6%

Associate Justice Court of Appeal	Complete Precincts:	105 of 105
THOMAS A. HARRIS Yes	15,132	70.8%
THOMAS A. HARRIS No	6,229	29.2%

Associate Justice Court of Appeal	Complete Precincts:	105 of 105
REBECCA A. WISEMAN Yes	15,061	70.3%
REBECCA A. WISEMAN No	6,372	29.7%

Associate Justice Court of Appeal	Complete Precincts:	105 of 105
BETTY L. DAWSON Yes	14,099	66.4%
BETTY L. DAWSON No	7,121	33.6%

Associate Justice Court of Appeal	Complete Precincts:	105 of 105
STEPHEN J. KANE Yes	14,901	69.9%
STEPHEN J. KANE No	6,404	30.1%



OFFICIAL RESULTS  
Cumulative Totals

Associate Justice  
Court of Appeal

Complete Precincts: 105 of 105

BRAD R. HILL Yes	15,023	70.5%
BRAD R. HILL No	6,281	29.5%

Governing Board Member  
State Center CCD, Area 4

Complete Precincts: 94 of 94

LESLIE W. THONSEN	13,804	65.5%
ROSALINE VELASCO	7,161	34.0%
Write-in candidate(s)	95	0.5%

Governing Board Member  
State Center CCD, Area 5

Complete Precincts: 94 of 94

DOROTHY "DOTTIE" SMITH	13,145	61.3%
RICK SCHREFFLER	8,209	38.3%
Write-in candidate(s)	96	0.4%

Governing Board Member  
Golden Valley Unified  
Number To Vote For: 3

Complete Precincts: 9 of 9

MONA DIAZ	2,085	25.6%
ROGER SCHUH	1,704	20.9%
STEVEN LEWIS	1,618	19.9%
BRAD S. MC DONALD	1,488	18.3%
MARK TOOLE	1,226	15.1%
Write-in candidate(s)	15	0.2%

Governing Board Member  
MUSD  
Number To Vote For: 4

Complete Precincts: 59 of 59

CARLES BECKETT	5,628	17.8%
PHILIP D. JANZEN	5,097	16.1%
MIKE WESTLEY	5,049	16.0%
LORAIN GOODWIN	4,077	12.9%
JOHN N. PETERS	4,070	12.9%
THOMAS ANTHONY GRECI	4,069	12.9%
BRUCE NORTON	3,564	11.3%
Write-in candidate(s)	84	0.3%

Governing Board Member  
Chawanakee - North Fork

Complete Precincts: 5 of 5

JESSIE W. HUTCHENS	1,065	57.5%
THOMAS BURDETTE	785	42.4%
Write-in candidate(s)	3	0.2%

Governing Board Member  
Chawanakee - Short Term

Complete Precincts: 5 of 5

CLAUDIA BOX	1,209	64.4%
ROB RUSSELL	665	35.4%
Write-in candidate(s)	3	0.2%

Governing Board Member  
Yosemite Unified  
Number To Vote For: 2

Complete Precincts: 21 of 21

MONIKA YOUNG MOULIN	5,252	42.8%
JOHN E. REYNOLDS	4,192	34.2%
MICHAEL HALL	2,794	22.8%
Write-in candidate(s)	22	0.2%

Governing Board Member  
BLJUSD/Ahwahnee Area

Complete Precincts: 12 of 12

DAVID READ	2,465	60.7%
DAN GALLAGHER	1,580	38.9%
Write-in candidate(s)	14	0.3%

Governing Board Member  
BLJUSD/Bass Lake Area

Complete Precincts: 12 of 12

DIANE PETERSON	2,119	52.1%
KATHY BURROW	1,931	47.5%
Write-in candidate(s)	15	0.4%

Governing Board Member  
Chowchilla Elementary  
Number To Vote For: 3

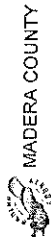
Complete Precincts: 6 of 6

MICHELLE D. LINHARES	1,265	22.2%
GARY R. SCHUH	1,012	17.7%
BRUCE L. HAHN	976	17.1%
JENNIFER HARRIS-BLISS	965	16.9%
CARIE STURM	518	9.1%
DONALD HARTMAN	488	8.6%
RON THOMAS	471	8.3%
Write-in candidate(s)	9	0.2%

Governing Board Member  
Fresno Bd Of Ed Area

Complete Precincts: 1 of 1

SIDNEY (KEITH) EUBANKS	55	64.7%
FLOYD DOUGLAS HARRIS, JR	30	35.3%
Write-in candidate(s)	0	0.0%



**OFFICIAL RESULTS**  
Cumulative Totals

Supervisor 5th District	Complete Precincts:	19 of 19
W. TOM WHEELER	5,374	60.9%
TONY WARD	3,436	38.9%
Write-in candidate(s)	20	0.2%

Member of City Council City of Chowchilla	Complete Precincts:	4 of 4
Number To Vote For: 2		
JUSTIN B. WHITE	1,320	46.1%
JOHN CHAVEZ, JR	918	32.1%
RAY WARNER	621	21.7%
Write-in candidate(s)	4	0.1%

Member of City Council City of Madera	Complete Precincts:	30 of 30
Number To Vote For: 3		

SALLY JEAN BOMPRESZI	4,087	28.4%
STEVE MINDT	3,776	26.2%
GARY L. SVANDA	3,357	23.3%
JOHN W. WELLS	3,132	21.7%
Write-in candidate(s)	53	0.4%

PROPOSITION 1A Transportation Funding	Complete Precincts:	105 of 105
Yes	21,659	74.4%
No	7,463	25.6%

PROPOSITION 1B Highway Safety	Complete Precincts:	105 of 105
Yes	15,801	54.2%
No	13,328	45.8%

PROPOSITION 1C Emergency Shelter	Complete Precincts:	105 of 105
Yes	15,182	52.1%
No	13,983	47.9%

PROPOSITION 1D Kindergarten-University	Complete Precincts:	105 of 105
Yes	13,923	47.3%
No	15,534	52.7%

PROPOSITION 1E Disaster Preparedness	Complete Precincts:	105 of 105
Yes	15,973	54.2%
No	13,476	45.8%

PROPOSITION 83 Sex Offenders	Complete Precincts:	105 of 105
Yes	22,377	75.1%
No	7,406	24.9%

PROPOSITION 84 Water Quality	Complete Precincts:	105 of 105
Yes	11,490	39.9%
No	17,298	60.1%

PROPOSITION 85 Minor's Pregnancy	Complete Precincts:	105 of 105
Yes	17,720	60.5%
No	11,592	39.5%

PROPOSITION 86 Tax on Cigarettes	Complete Precincts:	105 of 105
Yes	10,200	34.4%
No	19,416	65.6%

PROPOSITION 87 Alternative Energy	Complete Precincts:	105 of 105
Yes	9,031	30.7%
No	20,347	69.3%

PROPOSITION 88 Education Funding	Complete Precincts:	105 of 105
Yes	4,774	16.2%
No	24,625	83.8%



**OFFICIAL RESULTS**  
**Cumulative Totals**

<b>PROPOSITION 89</b> Political Campaigns		105 of 105
Complete Precincts:		
Yes	4,489	15.4%
No	24,742	84.6%

<b>PROPOSITION 90</b> Government Acquisition		105 of 105
Complete Precincts:		
Yes	16,541	56.8%
No	12,567	43.2%

<b>Measure T</b> 1/2 Cent Sales Tax		105 of 105
Complete Precincts:		
Yes	21,515	73.1%
No	7,901	26.9%

<b>Bond Measure U</b> MUSD		59 of 59
Complete Precincts:		
Bonds Yes	6,812	60.6%
Bonds No	4,432	39.4%

<b>Measure V</b> County Civil Service		105 of 105
Complete Precincts:		
Yes	18,926	69.5%
No	8,292	30.5%

<b>Bond Measure W</b> West Hills CCD		1 of 1
Complete Precincts:		
Bonds Yes	41	38.7%
Bonds No	65	61.3%