

OFFICIAL ELECTION SUMMARY
of the
CONSOLIDATED PRESIDENTIAL GENERAL ELECTION
held on
NOVEMBER 8, 2016
in the
COUNTY OF MADERA, STATE OF CALIFORNIA

Certificate of the County Clerk-Recorder & Registrar of Voters
to the Results of the Official Canvass of the
Consolidated Presidential General Election

County of Madera
State of California

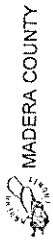
I, Rebecca Martinez, County Clerk-Recorder & Registrar of Voters of said County, do hereby certify that, in accordance with the provisions of Section 15300 of the California Elections Code, I did Canvass the returns of the votes cast in Madera County at the Consolidated Presidential General Election held on November 8, 2016 which were submitted to the vote of the voters, and that the Official Election Summary to which this certificate is attached, shows the number of votes cast, and that the totals shown are full, true and correct.



WITNESS my hand and Official Seal, this 30th day of November, 2016.

Rebecca Martinez

Rebecca Martinez, County Clerk-Recorder & Registrar of Voters



OFFICIAL RESULTS
Cumulative Totals

Registration and Turnout Countywide	
Complete Precincts:	102 of 102
Total Registered Voters	58,128
Precinct Registration	58,128
Precinct Ballots Cast	15,211 26.2%
Absentee Ballots Cast	28,975 49.8%
Total Ballots Cast	44,186 76.0%

President and Vice President	
Complete Precincts:	102 of 102
DONALD J. TRUMP	23,357 53.7%
HILLARY CLINTON	17,029 39.1%
GARY JOHNSON	1,558 3.6%
Write-in candidate(s)	732 1.7%
JILL STEIN	644 1.5%
GLORIA ESTELA LA RIVA	187 0.4%

United States Senator	
Complete Precincts:	102 of 102
LORETTA L. SANCHEZ	17,562 51.2%
KAMALA D. HARRIS	16,769 48.8%

US Representative District 4	
Complete Precincts:	31 of 31
TOM MCCLINTOCK	9,877 71.7%
ROBERT W. DERLET	3,895 28.3%

US Representative District 16	
Complete Precincts:	71 of 71
JOHNNY M. TACHERRA	16,508 58.4%
JIM COSTA	11,766 41.6%

Member of the Assembly District 5	
Complete Precincts:	102 of 102
FRANK BIGELOW	27,456 65.9%
ROBERT CARABAS	14,217 34.1%

Governing Board Member Golden Valley, Area 3	
Complete Precincts:	9 of 9
ANDY WHEELER	551 56.5%
WARREN PARR	416 42.6%
Write-in candidate(s)	9 0.9%

Governing Board Member MUSD, Area 1	
Complete Precincts:	21 of 21
RAY SEIBERT	1,857 57.7%
LUIS CARRILLO	1,347 41.8%
Write-in candidate(s)	16 0.5%

Governing Board Member MUSD, Area 6	
Complete Precincts:	9 of 9
RICARDO "RIC" ARREDONDO	803 61.4%
LYNN COGDILL	499 38.2%
Write-in candidate(s)	5 0.4%

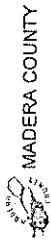
Governing Board Member Bass Lake, Area 3	
Complete Precincts:	11 of 11
JULIE GREENWOOD	723 68.4%
RON BUCHEGER	331 31.3%
Write-in candidate(s)	3 0.3%

Mayor City of Madera	
Complete Precincts:	27 of 27
ANDY MEDELLIN	10,077 97.7%
Write-in candidate(s)	241 2.3%

Member, City Council Madera, District 2	
Complete Precincts:	9 of 9
JOSE RODRIGUEZ	1,581 56.9%
JIM DA SILVA	1,192 42.9%
Write-in candidate(s)	6 0.2%

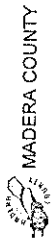
Member, City Council Madera, District 4	
Complete Precincts:	4 of 4
DEREK ORLANDO ROBINSON,	902 97.8%
Write-in candidate(s)	20 2.2%

Member, City Council Madera, District 6	
Complete Precincts:	7 of 7
DONALD E. HOLLEY	1,206 97.0%
Write-in candidate(s)	37 3.0%



OFFICIAL RESULTS
Cumulative Totals

<p>Director MID, Division 5</p>		Complete Precincts:	57 of 57			<p>Proposition 60 Adult Films</p>	Complete Precincts:	102 of 102		
CARL JANZEN	7,005	58.3%			Yes	17,357	42.4%			
JOHN BESE	4,926	41.0%			No	23,614	57.6%			
Write-in candidate(s)	77	0.6%								
<p>Proposition 51 School Bonds</p>		Complete Precincts:	102 of 102			<p>Proposition 61 State Prescription Drug</p>	Complete Precincts:	102 of 102		
Yes	19,263	45.6%			Yes	13,444	32.0%			
No	22,986	54.4%			No	28,607	68.0%			
<p>Proposition 52 Medi-Cal Hospital Fees</p>		Complete Precincts:	102 of 102			<p>Proposition 62 Death Penalty</p>	Complete Precincts:	102 of 102		
Yes	24,882	59.1%			Yes	13,637	32.1%			
No	17,195	40.9%			No	28,831	67.9%			
<p>Proposition 53 Revenue Bonds</p>		Complete Precincts:	102 of 102			<p>Proposition 63 Firearms; Ammunition</p>	Complete Precincts:	102 of 102		
Yes	21,550	51.7%			Yes	16,541	38.6%			
No	20,141	48.3%			No	26,313	61.4%			
<p>Proposition 54 Legislature</p>		Complete Precincts:	102 of 102			<p>Proposition 64 Marijuana Legalization</p>	Complete Precincts:	102 of 102		
Yes	26,571	63.9%			Yes	19,348	44.8%			
No	15,041	36.1%			No	23,883	55.2%			
<p>Proposition 55 Tax Extension</p>		Complete Precincts:	102 of 102			<p>Proposition 56 Cigarette Tax</p>	Complete Precincts:	102 of 102		
Yes	22,179	52.4%			Yes	20,516	47.6%			
No	20,137	47.6%			No	22,580	52.4%			
<p>Proposition 57 Criminal Sentences - Juv</p>		Complete Precincts:	102 of 102			<p>Proposition 58 English Proficiency</p>	Complete Precincts:	102 of 102		
Yes	17,802	42.4%			Yes	25,588	60.9%			
No	24,200	57.6%			No	16,460	39.1%			
<p>Proposition 59 Political Spending</p>		Complete Precincts:	102 of 102			<p>Proposition 60 Marijuana Legalization</p>	Complete Precincts:	102 of 102		
Yes	15,461	38.2%			Yes	19,348	44.8%			
No	25,029	61.8%			No	23,883	55.2%			



OFFICIAL RESULTS
Cumulative Totals

City of Madera Vital Services Measure K		Complete Precincts:	27 of 27
Yes		9,633	81.5%
No		2,184	18.5%

Proposition 65 Carry-Out Bags		Complete Precincts:	102 of 102
Yes		13,425	31.9%
No		28,612	68.1%

Proposition 66 Death Penalty-Procedures		Complete Precincts:	102 of 102
Yes		21,069	51.5%
No		19,820	48.5%

Proposition 67 Ban on Plastic Bags		Complete Precincts:	102 of 102
Yes		14,341	33.9%
No		28,011	66.1%

Firebaugh-Las Deltas USD Bond Measure H		Complete Precincts:	1 of 1
Bonds Yes		97	70.3%
Bonds No		41	29.7%

Chowchilla Elementary SD Bond Measure J		Complete Precincts:	9 of 9
Bonds Yes		2,958	71.6%
Bonds No		1,175	28.4%